

## PORTABLE CHAMFER MILLING MACHINE

K-HFM/KaKi 2014-1-8-E

45°, 30°, 60° chamfers

Item No.:	100004	45° chamfers = Standard
	100005	30° chamfers
	100006	60° chamfers*



### Product description

The most economic way to mill 45°, 30°, 60° chamfers. The chamfer milling machine is used whenever predefined chamfers must be machined and is employed during the preparation of welding tasks. This handy and powerful machine can also be utilised to produce visible edges. Furthermore, the machine can also be used to deburr sharp corners safely. Equipped with a radial mechanical stop, which is used as guide roller, the tool can also be used to machine inside contours and pipes.

### Application range

- Sheet metal, pipes, flanges, inside contours, bores, etc.
- Steel, aluminium, stainless steel, castings, non-ferrous metals, and plastics

### Advantages

- Reduces your production costs
- Process reliability, an adjustable mechanical stop ensures a high degree of accuracy
- Ergonomic design and low emission
- Rapid exchange of cutter head, modular design
- A variety of cutter heads with a multitude of milling angles is available off the shelf
- Upon request, we can deliver customer-specified milling angles that are made in-house

\* Please note: When selecting Item No.: 100006, a guide roller with Ø 32 mm for the 60° milling machine is required, Item No.: 100055.

### Product information

### Accessories

### Option

- Fast conversion to 30° or 60° cutter head
- Straight level guide for thin sheet metals < 3 mm and straight edges

### Scope of delivery

- 1 Standard machine incl. cutter head
- 1 Plastic case
- 1 Hook wrench for clamping the guide plate
- 1 Torx screwdriver for tightening the indexable inserts
- 1 Guide plate incl. clamping ring

### Not included in the delivery (see accessories)

- Indexable inserts
- Straight level guide

Product description

Product information

Accessories

**Drive**

230 V electronically, infinitely variable

**Motor speed**

2,800 – 11,500 RPM

**Protection class**

IP20

**Rated power consumption**

1,500 W

**Weight**

3.5 kg

**Milling machine with 8 cutter heads**

KIF/MF 42.45.1.8 R

**Indexable inserts**

8 pcs. for the assembly of the cutter head

**Guide**

Radial = guide roller R=14 mm – with ball bearings

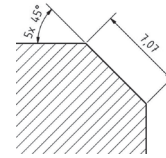
Axial = guide plate R=63.5 mm – steel, hardened

**Chamfer angle 45°**

Chamfer width 5 mm

Chamfer length 7 mm

Chamfer angle 45°

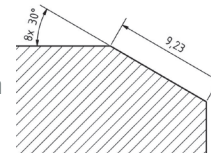


**Chamfer angle 30°**

Chamfer width 8 mm

Chamfer length 9.2 mm

Chamfer angle 30°

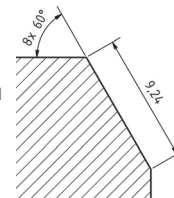


**Chamfer angle 60°**

Chamfer width 8 mm

Chamfer length 9.2 mm

Chamfer angle 60° (\*)



\* Please note: When selecting Item No.: 100006, a guide roller with Ø 32 mm for the 60° milling machine is required, Item No.: 100055.

Product description

Product information

Accessories

Item No.:	Description	Name	PU*
100044	Guide plate D = 127 mm – steel, hardened	K-HFMFT127St	1
100047	Straight level guide	K-HFMGFASVS50	1
100051	Guide roller for 30° and 45°milling machine	HFM-FR288	1
100055	Guide roller for 60° milling machine	HFM-FR328	1
100114	Indexable insert	X.11.30.35.45 P25	10
100115	Indexable insert	X.11.30.35.45 P25 B – TiN	10
100116	Indexable insert	X.11.30.35.45 P25 BS – with TiCN	10
100126	Indexable insert for higher C content	X.11.30.35.45 P25 S-0x	10
100127	Indexable insert	X.11.30.35.45 P25 BF1	10
100128	Indexable insert	X.11.30.35.45 P25 VA/AL BST	10
100160	Screw for indexable insert	Screw 35	10
100166	Hook wrench 68	for HFM cup/ring	1
100171	Screwdriver	T8	1
100173	Modular chamfer milling machine 60° without guide roller	KIF/MF42.60.1.8.R	1
100177	Modular 45° chamfering bit	KIF/MF42.45.1.8.R	1
100181	Modular chamfer milling machine 60° incl. guide roller	KIF/MF42.60.1.8.R	1
100182	Modular 30° chamfering bit	KIF/MF48.30.1.8.R	1

\* PU = Packaging Unit